

RCMC looks at the fast way to race – from Kyosho

I'm not too sure if I like the idea of a ready-to-run model car, I remember as a lad dragging my dad into the local model shop and convincing him that I needed the latest model to go racing, then not being able to wait to get home to get on with the build up. An awful lot of the pleasure and time was put into the building and I remember those early days as being the most enjoyable of all, and some how it seems sad that today's beginners that start with a ready to run car will miss out on the enjoyment of learning how a model car works and goes together.

On the brighter side, I guess that if little Johnny

gets mum and dad into the model shop this Christmas and dad doesn't fancy tackling a full build up on Christmas morning, and a ready-to-run car is purchased instead, then the RTR cars are serving their purpose, and maybe the interest will turn into building a car at a later date.

Well, now I've aired my thoughts as to the idea of



RTR cars I suppose we should have a look at what you get for your money.

Kit Details

The kit comes as a rolling chassis and the box seems quite empty when the lid is first removed, but after a quick look it is quite apparent that all that is needed is included. The chassis is fully built up, that is the wheels are on, the

speed controller is installed and all that needs to be done is the radio installed.


A full set of instructions are included so that a full strip down and build up can be carried out if the owner should require, the instructions are the same as those given in the standard Raider kit and that really goes for virtually the whole car.



“The RTR cars are serving their purpose”

Ready to Run!

KYOSHO RAIDER



The Major Changes

As already said, the Raider is ready built and that is its main feature, other changes to the standard Raider include a full set of new decals in very bright colours. These need to be placed over a dark colour for the best effect and Kyosho use black on their box top example.

The price for the pleasure of having a ready built car is around ten pounds more than the unbuilt version, not bad really when you consider the time it takes to fully build a car with independent suspension.

The Raider is available from all Ripmax stockists and accepts almost all kinds of RC equipment.

